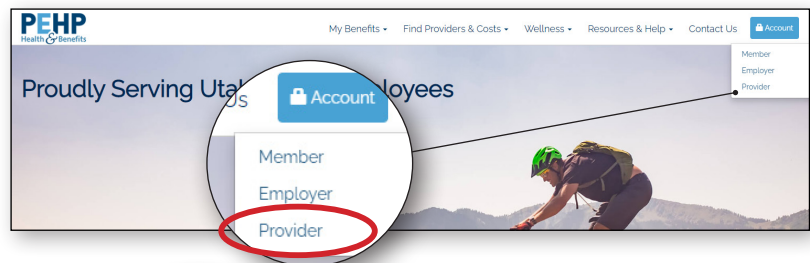


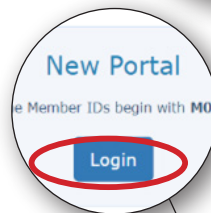
# How to Create a PEHP Provider Account

The process to create a new Provider Account through [pehp.org](http://pehp.org) is easy. Here's what you need to do.

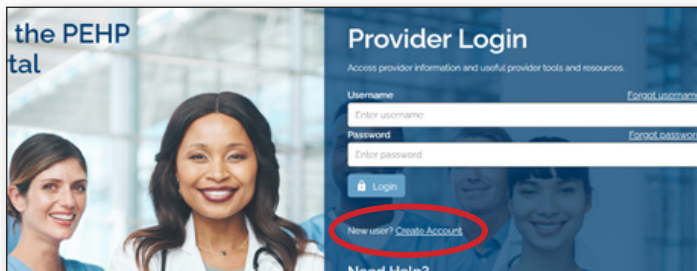
- 1 Visit [www.pehp.org](http://www.pehp.org) and click on Provider under Account at the top right.



- 2 If the PEHP member ID begins with MOOOO, choose New Portal.



- 3 Next, you will need to create a new account to access all the Provider functions.



- 4 Go through the account creation process until you reach the final page. Note that as the primary registrant, you are automatically a local admin. You are not required to complete all fields, only required fields.

A screenshot of the 'User Information' form. It includes a link for existing users to login. The form has three input fields: 'First Name', 'Middle Initial', and 'Last Name'. The 'First Name' field is currently empty.